



The SEED Evaluator: version 3.0

1. Project Application		2. Project Details			3. Project Results			
• Page 1	• Page 2	• Issue 1	• Issue 2	• Issue 3	• Issue 1	• Issue 2	• Issue 3	• Submit

New Project

« Prev Page | Next Page »

Part 1: Project Application

The Project Application requests basic information about the project, project type, community, place, and participants. This information should be brief yet descriptive of the qualities most relevant to the nature of the work and those involved. The Project Application is designed to support projects from across the disciplines of design as well as from public and private sectors. Refer to "Explanation" tabs when provided in questions below for details on requested information. Clarifications on projects that involve academia are included in these tabs. Questions may be directed to info@seednetwork.org.

As responses are entered, save frequently as the website times out after 2 hours of inactivity.

TERMS OF USE

By using the SEED Evaluator, you represent that you are at least 18 years of age, are legally competent to form a binding contract and are not a person barred from receiving services under the laws of the United States or other applicable jurisdiction. You also agree to provide true, accurate, current and complete information about yourself and project described in the SEED Evaluator application.

All information, data, text, software, sound, images, sketches, diagrams, photographs, graphics, renderings, CAD files, video, messages, music or any other materials whatsoever (collectively, "Content"), however posted to, maintained on, or transmitted via the SEED Evaluator, is the sole responsibility and property of the person from which such Content originated (the "Applicant"). This means that the Applicant, and not the SEED Network or Design Corp, is entirely responsible for all Content that he or she uploads, posts, or transmits via the SEED Evaluator. In the event any Content is deemed illegal under applicable law, we will cooperate fully with applicable authorities in removing such Content and identifying its Applicant.

Except as provided below with respect to the rights of the SEED Network to content posted therein, you as "Applicant" retain all patent, trademark, and copyright rights to all Content they post. We are not responsible for protecting the rights of any Applicant to his or her Content, and Applicants are not entitled to our assistance in protecting such Content. Although we claim no ownership over any Content, by making Content available in the publicly accessible areas of the SEED Evaluator you grant us a worldwide, royalty-free, perpetual, irrevocable, non-exclusive and fully sublicensable license to use, distribute, reproduce, modify, adapt, publish, publicly perform and publicly display such Content for promoting the SEED Evaluator and for other purposes as may be determined by the SEED Network, Design Corps.

1. SEED APPLICATION TYPE

Check all that apply: [? Explain](#)

- LEED Social Equity Pilot Credit Application
- SEED Evaluation and Certification
- SEED Evaluation only (not Certification)
- SEED Publication (check to be considered as case study)

2. PRIMARY CONTACT INFORMATION

a. Project lead/applicant name: **Eric Field** [? Explain](#)

b. Project lead/applicant mailing address:

<input type="text"/>	<input type="text"/>
<input type="text"/>	<input type="text"/>
City	State / Province
<input type="text"/>	<input type="text"/>
Country	Zip Code
<input type="text"/>	<input type="text"/>
c. Project lead/applicant email address: emfield@virginia.edu	
d. Project lead/applicant telephone:	
<input type="text"/>	

3. PROJECT IDENTIFICATION

Describe the project and design product per questions below.

a. Project name/title:	<input type="text"/>
b. Project is best described as an example of:	Select One: <input type="text"/>
c. This project is located:	inside of the United States <input type="text"/>
d. This project is:	academic <input type="text"/> ? Explain
e. Project web site:	<input type="text"/>

Reviewer feedback

4. TEAM

a. Please list design team members. Include name, email and mailing addresses, and web sites for each whenever possible.	<div style="border: 1px solid black; height: 150px; width: 100%;"></div>
b. Identify all other significant contributors (not listed above) to the project including stakeholders, organizations, agencies, academic participants, and other collaborators. Identify contributors' role in the project. Include name, email and mailing addresses, and web sites for each whenever possible.	<div style="border: 1px solid black; height: 150px; width: 100%;"></div>
c. List email addresses of other members on the project team who will be editing this SEED Application. Please note: those	

individuals must be registered SEED members to edit. Reference the [membership list](#) for membership information.) Please separate email addresses with commas:

Reviewer feedback

5. COMMUNITY OR AUDIENCE SERVED

a. Who is the community or audience?

b. What is the geographic location of the community or audience (city, state, province, country)?

City

State / Province

Country

Zip Code

c. List the demographic qualities of the community or audience served by this project. (250 word limit)

d. List the historical and/or cultural characteristics of the community or audience served by this project. Please be specific in describing the conditions that contextualize the project. (250 word limit)

Reviewer feedback

ENTER / UPDATE RESPONSES AND CONTINUE TO PAGE 2

« Prev Page | [Next Page](#) »

Copyright ©2014 | SEED Social Economic Environmental Design™ a registered trademark of Design Corps | Contact: info@seednetwork.org

The SEED Evaluator: version 3.0

1. Project Application

• Page 1

• **Page 2**

2. Project Details

• Issue 1

• Issue 2

• Issue 3

3. Project Results

• Issue 1

• Issue 2

• Issue 3

• Submit

New Project

« [Prev Page](#) | [Next Page](#) »

SEED Application, page 2

6. COMMUNITY CHALLENGES / ISSUES

Using the SEED Network list of issues, identify the critical issues that the community or audience faces (if your project's issue is not on this list, please select "other" and list the issue.):

SOCIAL

- Accessibility
- Child Care
- Civic Engagement
- Crime and Safety
- Cultural Heritage
- Disaster: Immediate response
- Disaster: Long term recovery
- Education
- Elder Care
- Empowerment
- Equality
- Equity
- Food Security / Hunger
- Freedom
- Gathering spaces
- Green Gardening
- Health
- Housing / Shelter - Emergency
- Housing / Shelter - Homelessness
- Housing / Shelter - Permanent
- Housing / Shelter - Transitional
- Human Rights
- Learning
- Local Identity
- Mobility
- Organic Gardening
- Political Activity
- Political Planning and Policy
- Prejudice / Discrimination
- Rain Water Management
- Recreation / Play

ECONOMIC

- Access to Mainstream Financing
- Access to Products
- Access to Services
- Affordable Housing
- Business Training
- Cooperative Ownership
- Debt Relief
- Disaster: Immediate response
- Disaster: Long term recovery
- Economic Development
- Economic Education and Training
- Employment
- Enterprise
- Entrepreneurship
- Green Collar Jobs
- Job Security
- Job Training
- Living Wages
- Micro Lending
- Other:
- Other:

ENVIRONMENTAL

- Access to Energy
- Access to Nature
- Alternative Energy
- Biodiversity
- Conscious Consumption
- Disaster: Immediate response
- Disaster: Long term recovery
- Environmental Education
- Environmental Sustainability

<input type="checkbox"/> Strengthening Community	<input type="checkbox"/> Functional Eco-systems
<input type="checkbox"/> Water	<input type="checkbox"/> Green Energy
<input type="checkbox"/> Water Access	<input checked="" type="checkbox"/> Local Sourcing
<input type="checkbox"/> Water Management	<input type="checkbox"/> Environmental Metrics: LEED, Energy Star, etc.
<input type="checkbox"/> Well-Being	<input type="checkbox"/> Preservation of Nature
<input type="checkbox"/> Wellness	<input type="checkbox"/> Preservation of Wildlife
<input type="checkbox"/> Women / Gender	<input type="checkbox"/> Public Transportation
<input type="checkbox"/> Other: <input type="text"/>	<input type="checkbox"/> Sanitation
<input type="checkbox"/> Other: <input type="text"/>	<input type="checkbox"/> Smart Growth
	<input type="checkbox"/> Other: <input type="text"/>
	<input type="checkbox"/> Other: <input type="text"/>

7. ADDRESSING ISSUES WITH DESIGN

a. Priority Issue Selection: From the list of issues selected above, identify the issue of highest priority that your design project addresses. [? Explain](#)


Education ▾

b. Design Response Summary: Describe the design and how it is a response to the priority issue selected above. (250 word limit) [? Explain](#)

Reviewer feedback

c. Research Methods Summary: What methods were used (see list of suggestions) to verify the importance of the project and issues addressed with the community? Please note Research Methods are differentiated from Participation Methods (question d below). Research Methods collect evidence of the problem in an effort to understand it through framework(s) dictated by the design problem. Emphasis here is on understanding the framework for investigation, the questions posed, identified objectives and the instruments used. For each method used, please include quantitative and/or qualitative information such as numbers, types, characteristics or conditions that help define the nature of your methodology. [? Explain](#)

Reviewer feedback

d. Participation Methods Summary: Describe the ways in which community members, audiences, or stakeholders were/are involved in the design process. (100 word limit):  [Explain](#)


Reviewer feedback


e. Measurement Method Summary: How will the project's success be defined and results measured (especially relative to the issue you are addressing)? (100 word limit):


Reviewer feedback

Reviewer feedback


8. IS THERE ANOTHER ISSUE THAT THE DESIGN RESPONSE ADDRESSES?

a. Priority Issue Selection: From the list of issues selected above, identify the issue of **second-highest priority** that your design project addresses.  [Explain](#)


Employment 

b. Design Response Summary: Describe the design and how it is a response to the priority issue selected above. (250 word limit)  [Explain](#)

Reviewer feedback

c. Methods: What methods were used (see list of suggestions) to verify the importance of the project and issues addressed with the community?:  [Explain](#)

Reviewer feedback

d. Participation Methods Summary: Describe the ways in which community members, audiences, or stakeholders were/are involved in the design process. (100 word limit):  [Explain](#)


Reviewer feedback


e. Measurement Method Summary: How will the project's success be defined and results measured (especially relative to the issue you are addressing)? (100 word limit):


Reviewer feedback

Reviewer feedback


9. IS THERE A THIRD ISSUE THAT THE DESIGN RESPONSE ADDRESSES?

a. Priority Issue Selection: From the list of issues selected above, identify the issue of **third-highest priority** that your design project addresses.  [Explain](#)


Local Sourcing 

b. Design Response Summary: Describe the design and how it is a response to the priority issue selected above. (250 word limit)  [Explain](#)

Reviewer feedback

c. Methods: What methods were used (see list of suggestions) to verify the importance of the project and issues addressed with the community?:  [Explain](#)

Reviewer feedback

d. Participation Methods Summary: Describe the ways in which community members, audiences, or stakeholders were/are involved in the design process. (100 word limit):  [Explain](#)

Reviewer feedback

e. Measurement Method Summary: How will the project's success be defined and results measured (especially relative to the issue you are addressing)? (100 word limit):

Reviewer feedback

Reviewer feedback

10. DESIGN DOCUMENTATION

 Explain

File 1: No file chosen
File 2: No file chosen
File 3: No file chosen
File 4: No file chosen
File 5: No file chosen

Description / Title:
Description / Title:
Description / Title:
Description / Title:
Description / Title:

11. PROJECT STATUS

a. What phase is the project currently in?

- Identifying Community Challenge
- Identifying Assets and Stakeholders
- Conceptual Design
- Design Development / Prototyping
- Construction / Manufacturing / Production
- Complete (please fill in completion date below)
- In Use
- Documentation of Results
- Other

b. Completion or Projected Completion date of the project:

 [Explain](#)

Day

Month

Year

ENTER / UPDATE RESPONSES AND CONTINUE

[« Prev Page](#) | [Next Page »](#)

The SEED Evaluator: version 3.0

1. Project Application		2. Project Details			3. Project Results			
• Page 1	• Page 2	• Issue 1	• Issue 2	• Issue 3	• Issue 1	• Issue 2	• Issue 3	• Submit

[New Project](#)

[« Prev Page](#) | [Next Page »](#)

Part 2: Project Details

2A: Education

Part 2 of the SEED Evaluator builds upon the content submitted in Part 1 by providing the opportunity to elaborate on and/or modify that information. If there have been any changes in your project, please reflect that change with a modification here. This section allows SEED reviewers to understand the project in terms of background research, design process, extent of stakeholder participation, as well as progress made towards stakeholder goals in more depth.

Within these pages, you will have the opportunity to explain the project's responses to the top three of the "Priority Issues" selected from the Community Challenges / Issues list during Part 1 of the SEED Application (page 2). These three issues each have their own response pages for both Part 2: Project Details and Part 3: Project Results. See the navigation panel at the top to move between the issues and their responses.

Part 2 is designed to support projects from across the disciplines of design as well as from public and private sectors. Refer to "Explanation" tabs when provided in questions below for details on requested information. Clarifications specific to academic-based projects are also included in these tabs. Questions may be directed to info@seednetwork.org. As responses are entered, save frequently as the website times out after 120 minutes.

1. PRIORITY ISSUE

Priority Issue Selection: Education

a. Updates: The infill response above is from Part 1. If the issue's significance to the community has changed since first identified, please describe what instigated these changes.

b. Elaboration: In light of any change or modification in the priority issue above, please provide further elaboration on the condition of the issue as it stands within the project today.

c. Attach support materials addressing items 1a. and 1b. above: (Keep each file to under 1MB.)

Explain

File 1: No file chosen

Description / Title:

File 2: No file chosen
File 3: No file chosen
File 4: No file chosen
File 5: No file chosen

Description / Title:
Description / Title:
Description / Title:
Description / Title:

Reviewer feedback

2. DESIGN

Design Response Summary: (from Part 1, Application)

a. Updates: The infill response above is from Part 1, which described the design and how it is a response to the priority issue selected. If your design has evolved and is now different from what you anticipated as a result of research, work with the community, etc., please clarify your response and describe what instigated these changes.

b. Elaboration: In light of any change or modification to the design response above, please provide supporting information. Please provide any supporting information including background research or relevant phases of the design process that led to this new iteration of the design solution.

c. Attach support materials addressing items 2a. and 2b. above: (Keep each file to under 1MB.)

 [Explain](#)

File 1: No file chosen
File 2: No file chosen
File 3: No file chosen
File 4: No file chosen
File 5: No file chosen

Description / Title:
Description / Title:
Description / Title:
Description / Title:
Description / Title:

Reviewer feedback

3. RESEARCH METHODS

Research Methods Summary: (from Part 1, Application)

a. Updates: The infill response above is from Part 1, which identified research methods used in the project. If aspects of the project research have shifted, please reflect that here by listing and describing this change.

b. Elaboration: In light of any change or modification to the research methodology above, please provide further elaboration on the conditions leading to this update and how it has led to a better understanding of the design problem.

c. Attach support materials addressing items 3a. and 3b. above: (Keep each file to under 1MB.)

 [Explain](#)

File 1:	<input type="button" value="Choose File"/>	No file chosen	Description / Title:	<input type="text"/>
File 2:	<input type="button" value="Choose File"/>	No file chosen	Description / Title:	<input type="text"/>
File 3:	<input type="button" value="Choose File"/>	No file chosen	Description / Title:	<input type="text"/>
File 4:	<input type="button" value="Choose File"/>	No file chosen	Description / Title:	<input type="text"/>
File 5:	<input type="button" value="Choose File"/>	No file chosen	Description / Title:	<input type="text"/>

Reviewer feedback

4. PARTICIPATION METHODS

Participation Methods Summary: (from Part 1, Application)

a. Updates: The infill response above is from Part 1, which described the ways in which community members, audiences, or stakeholders were involved in the design process. If the participation methods have evolved from what you anticipated in Part 1, please clarify how the community participated/will participate in the design process and describe what instigated these changes.

b. Elaboration: Please take this opportunity to provide further elaboration on aspects of stakeholder participation:

b1. Participation Timeline - Please list the points in your process in which stakeholders were/will be involved. ? Explain

Participation Method	Date	Notes <small>(location, etc.) If attachments are related to this activity, please note file name here.</small>
<input type="text"/>	<input type="text"/>	<input type="text"/>
<input type="text"/>	<input type="text"/>	<input type="text"/>
<input type="text"/>	<input type="text"/>	<input type="text"/>

+ Add a row

b2. What sort of input did/do you want? Elaborate on the participatory activities and methods (listed above) you used/will use to get this input. In the participation activities that you have completed up to this point, what did you learn about the viewpoints and priorities of different stakeholders?

c. Attach support materials addressing items 4a. and 4b. above: (Keep each file to under 1MB.) ? Explain

File 1:	<input type="button" value="Choose File"/>	No file chosen	Description / Title:	<input type="text"/>
File 2:	<input type="button" value="Choose File"/>	No file chosen	Description / Title:	<input type="text"/>
File 3:	<input type="button" value="Choose File"/>	No file chosen	Description / Title:	<input type="text"/>
File 4:	<input type="button" value="Choose File"/>	No file chosen	Description / Title:	<input type="text"/>
File 5:	<input type="button" value="Choose File"/>	No file chosen	Description / Title:	<input type="text"/>

Reviewer feedback

5. MEASUREMENT METHODS

Measurement Method Summary: (from Part 1, Application)

a. Updates: The infill response above is from Part 1, , where you summarized how the project's success will be defined and the results measured relative to the issue you are addressing. Has the way you measured success evolved? Did you find any additional ways to measure success? If so, modify the answer above to be more accurate.

b. Elaboration:

b1. Explain the specific points when progress towards your project's stated goal(s) are measured and evaluate.

b2. Can you provide any incremental steps or "benchmarks" that will show that the project was/is on track to meet goals?

Please list these points, or benchmarks chronologically. [? Explain](#)

Benchmarks	Date	Notes
<input type="text"/>	<input type="text"/>	<input type="text"/>
<input type="text"/>	<input type="text"/>	<input type="text"/>
<input type="text"/>	<input type="text"/>	<input type="text"/>

[+ Add a row](#)

c. Attach support materials addressing items 5a. and 5b. above: (Keep each file to under 1MB.)

[? Explain](#)

File 1:	<input type="button" value="Choose File"/>	No file chosen	Description / Title:	<input type="text"/>
File 2:	<input type="button" value="Choose File"/>	No file chosen	Description / Title:	<input type="text"/>
File 3:	<input type="button" value="Choose File"/>	No file chosen	Description / Title:	<input type="text"/>
File 4:	<input type="button" value="Choose File"/>	No file chosen	Description / Title:	<input type="text"/>
File 5:	<input type="button" value="Choose File"/>	No file chosen	Description / Title:	<input type="text"/>

Reviewer feedback

ENTER / UPDATE RESPONSES AND CONTINUE

[« Prev Page](#) | [Next Page »](#)

The SEED Evaluator: version 3.0

1. Project Application		2. Project Details			3. Project Results			
• Page 1	• Page 2	• Issue 1	• Issue 2	• Issue 3	• Issue 1	• Issue 2	• Issue 3	• Submit

[New Project](#)

[« Prev Page](#) | [Next Page »](#)

Part 2: Project Details

2B: Employment

Part 2 of the SEED Evaluator builds upon the content submitted in Part 1 by providing the opportunity to elaborate on and/or modify that information. If there have been any changes in your project, please reflect that change with a modification here. This section allows SEED reviewers to understand the project in terms of background research, design process, extent of stakeholder participation, as well as progress made towards stakeholder goals in more depth.

Within these pages, you will have the opportunity to explain the project's responses to the top three of the "Priority Issues" selected from the Community Challenges / Issues list during Part 1 of the SEED Application (page 2). These three issues each have their own response pages for both Part 2: Project Details and Part 3: Project Results. See the navigation panel at the top to move between the issues and their responses.

Part 2 is designed to support projects from across the disciplines of design as well as from public and private sectors. Refer to "Explanation" tabs when provided in questions below for details on requested information. Clarifications specific to academic-based projects are also included in these tabs. Questions may be directed to info@seednetwork.org. As responses are entered, save frequently as the website times out after 120 minutes.

1. PRIORITY ISSUE

Priority Issue Selection: *Employment*

a. Updates: The infill response above is from Part 1. If the issue's significance to the community has changed since first identified, please describe what instigated these changes.

b. Elaboration: In light of any change or modification in the priority issue above, please provide further elaboration on the condition of the issue as it stands within the project today.

c. Attach support materials addressing items 1a. and 1b. above: (Keep each file to under 1MB.)

[Explain](#)

File 1: No file chosen

Description / Title:

File 2: No file chosen
File 3: No file chosen
File 4: No file chosen
File 5: No file chosen

Description / Title:
Description / Title:
Description / Title:
Description / Title:

Reviewer feedback

2. DESIGN

Design Response Summary: (from Part 1, Application)

a. Updates: The infill response above is from Part 1, which described the design and how it is a response to the priority issue selected. If your design has evolved and is now different from what you anticipated as a result of research, work with the community, etc., please clarify your response and describe what instigated these changes.

b. Elaboration: In light of any change or modification to the design response above, please provide supporting information. Please provide any supporting information including background research or relevant phases of the design process that led to this new iteration of the design solution.

c. Attach support materials addressing items 2a. and 2b. above: (Keep each file to under 1MB.)

 [Explain](#)

File 1: No file chosen
File 2: No file chosen
File 3: No file chosen
File 4: No file chosen
File 5: No file chosen

Description / Title:
Description / Title:
Description / Title:
Description / Title:

Reviewer feedback

3. RESEARCH METHODS

Research Methods Summary: (from Part 1, Application)

a. Updates: The infill response above is from Part 1, which identified research methods used in the project. If aspects of the project research have shifted, please reflect that here by listing and describing this change.

b. Elaboration: In light of any change or modification to the research methodology above, please provide further elaboration on the conditions leading to this update and how it has led to a better understanding of the design problem.

c. Attach support materials addressing items 3a. and 3b. above: (Keep each file to under 1MB.)

 [Explain](#)

File 1:	<input type="button" value="Choose File"/>	No file chosen	Description / Title:	<input type="text"/>
File 2:	<input type="button" value="Choose File"/>	No file chosen	Description / Title:	<input type="text"/>
File 3:	<input type="button" value="Choose File"/>	No file chosen	Description / Title:	<input type="text"/>
File 4:	<input type="button" value="Choose File"/>	No file chosen	Description / Title:	<input type="text"/>
File 5:	<input type="button" value="Choose File"/>	No file chosen	Description / Title:	<input type="text"/>

Reviewer feedback

4. PARTICIPATION METHODS

Participation Methods Summary: (from Part 1, Application)

a. Updates: The infill response above is from Part 1, which described the ways in which community members, audiences, or stakeholders were involved in the design process. If the participation methods have evolved from what you anticipated in Part 1, please clarify how the community participated/will participate in the design process and describe what instigated these changes.

b. Elaboration: Please take this opportunity to provide further elaboration on aspects of stakeholder participation:

b1. Participation Timeline - Please list the points in your process in which stakeholders were/will be involved. ? Explain

Participation Method	Date	Notes <small>(location, etc.) If attachments are related to this activity, please note file name here.</small>
<input type="text"/>	<input type="text"/>	<input type="text"/>
<input type="text"/>	<input type="text"/>	<input type="text"/>
<input type="text"/>	<input type="text"/>	<input type="text"/>

+ Add a row

b2. What sort of input did/do you want? Elaborate on the participatory activities and methods (listed above) you used/will use to get this input. In the participation activities that you have completed up to this point, what did you learn about the viewpoints and priorities of different stakeholders?

c. Attach support materials addressing items 4a. and 4b. above: (Keep each file to under 1MB.) ? Explain

File 1:	<input type="button" value="Choose File"/>	No file chosen	Description / Title:	<input type="text"/>
File 2:	<input type="button" value="Choose File"/>	No file chosen	Description / Title:	<input type="text"/>
File 3:	<input type="button" value="Choose File"/>	No file chosen	Description / Title:	<input type="text"/>
File 4:	<input type="button" value="Choose File"/>	No file chosen	Description / Title:	<input type="text"/>
File 5:	<input type="button" value="Choose File"/>	No file chosen	Description / Title:	<input type="text"/>

Reviewer feedback

5. MEASUREMENT METHODS

Measurement Method Summary: (from Part 1, Application)

a. Updates: The infill response above is from Part 1, , where you summarized how the project's success will be defined and the results measured relative to the issue you are addressing. Has the way you measured success evolved? Did you find any additional ways to measure success? If so, modify the answer above to be more accurate.

b. Elaboration:

b1. Explain the specific points when progress towards your project's stated goal(s) are measured and evaluate.

b2. Can you provide any incremental steps or "benchmarks" that will show that the project was/is on track to meet goals?

Please list these points, or benchmarks chronologically. [? Explain](#)

Benchmarks	Date	Notes
<input type="text"/>	<input type="text"/>	<input type="text"/>
<input type="text"/>	<input type="text"/>	<input type="text"/>
<input type="text"/>	<input type="text"/>	<input type="text"/>

[+ Add a row](#)

c. Attach support materials addressing items 5a. and 5b. above: (Keep each file to under 1MB.)

[? Explain](#)

File 1:	<input type="button" value="Choose File"/>	No file chosen	Description / Title:	<input type="text"/>
File 2:	<input type="button" value="Choose File"/>	No file chosen	Description / Title:	<input type="text"/>
File 3:	<input type="button" value="Choose File"/>	No file chosen	Description / Title:	<input type="text"/>
File 4:	<input type="button" value="Choose File"/>	No file chosen	Description / Title:	<input type="text"/>
File 5:	<input type="button" value="Choose File"/>	No file chosen	Description / Title:	<input type="text"/>

Reviewer feedback

ENTER / UPDATE RESPONSES AND CONTINUE

[« Prev Page](#) | [Next Page »](#)

The SEED Evaluator: version 3.0

1. Project Application		2. Project Details			3. Project Results			
• Page 1	• Page 2	• Issue 1	• Issue 2	• Issue 3	• Issue 1	• Issue 2	• Issue 3	• Submit

New Project
 « [Prev Page](#) | [Next Page](#) »

Part 2: Project Details

2C: Local Sourcing

Part 2 of the SEED Evaluator builds upon the content submitted in Part 1 by providing the opportunity to elaborate on and/or modify that information. If there have been any changes in your project, please reflect that change with a modification here. This section allows SEED reviewers to understand the project in terms of background research, design process, extent of stakeholder participation, as well as progress made towards stakeholder goals in more depth.

Within these pages, you will have the opportunity to explain the project's responses to the top three of the "Priority Issues" selected from the Community Challenges / Issues list during Part 1 of the SEED Application (page 2). These three issues each have their own response pages for both Part 2: Project Details and Part 3: Project Results. See the navigation panel at the top to move between the issues and their responses.

Part 2 is designed to support projects from across the disciplines of design as well as from public and private sectors. Refer to "Explanation" tabs when provided in questions below for details on requested information. Clarifications specific to academic-based projects are also included in these tabs. Questions may be directed to info@seednetwork.org. As responses are entered, save frequently as the website times out after 120 minutes.

1. PRIORITY ISSUE

Priority Issue Selection: *Local Sourcing*

a. Updates: The infill response above is from Part 1. If the issue's significance to the community has changed since first identified, please describe what instigated these changes.

b. Elaboration: In light of any change or modification in the priority issue above, please provide further elaboration on the condition of the issue as it stands within the project today.

c. Attach support materials addressing items 1a. and 1b. above: (Keep each file to under 1MB.)

Explain

File 1: No file chosen

Description / Title:

File 2: No file chosen
File 3: No file chosen
File 4: No file chosen
File 5: No file chosen

Description / Title:
Description / Title:
Description / Title:
Description / Title:

Reviewer feedback

2. DESIGN

Design Response Summary: (from Part 1, Application)

a. Updates: The infill response above is from Part 1, which described the design and how it is a response to the priority issue selected. If your design has evolved and is now different from what you anticipated as a result of research, work with the community, etc., please clarify your response and describe what instigated these changes.

b. Elaboration: In light of any change or modification to the design response above, please provide supporting information. Please provide any supporting information including background research or relevant phases of the design process that led to this new iteration of the design solution.

c. Attach support materials addressing items 2a. and 2b. above: (Keep each file to under 1MB.)

 [Explain](#)

File 1: No file chosen
File 2: No file chosen
File 3: No file chosen
File 4: No file chosen
File 5: No file chosen

Description / Title:
Description / Title:
Description / Title:
Description / Title:
Description / Title:

Reviewer feedback

3. RESEARCH METHODS

Research Methods Summary: (from Part 1, Application)

a. Updates: The infill response above is from Part 1, which identified research methods used in the project. If aspects of the project research have shifted, please reflect that here by listing and describing this change.

b. Elaboration: In light of any change or modification to the research methodology above, please provide further elaboration on the conditions leading to this update and how it has led to a better understanding of the design problem.

c. Attach support materials addressing items 3a. and 3b. above: (Keep each file to under 1MB.)

 [Explain](#)

File 1:	<input type="button" value="Choose File"/>	No file chosen	Description / Title:	<input type="text"/>
File 2:	<input type="button" value="Choose File"/>	No file chosen	Description / Title:	<input type="text"/>
File 3:	<input type="button" value="Choose File"/>	No file chosen	Description / Title:	<input type="text"/>
File 4:	<input type="button" value="Choose File"/>	No file chosen	Description / Title:	<input type="text"/>
File 5:	<input type="button" value="Choose File"/>	No file chosen	Description / Title:	<input type="text"/>

Reviewer feedback

4. PARTICIPATION METHODS

Participation Methods Summary: (from Part 1, Application)

a. Updates: The infill response above is from Part 1, which described the ways in which community members, audiences, or stakeholders were involved in the design process. If the participation methods have evolved from what you anticipated in Part 1, please clarify how the community participated/will participate in the design process and describe what instigated these changes.

b. Elaboration: Please take this opportunity to provide further elaboration on aspects of stakeholder participation:

b1. Participation Timeline - Please list the points in your process in which stakeholders were/will be involved. [? Explain](#)

Participation Method	Date	Notes (location, etc.) If attachments are related to this activity, please note file name here.
<input type="text"/>	<input type="text"/>	<input type="text"/>
<input type="text"/>	<input type="text"/>	<input type="text"/>
<input type="text"/>	<input type="text"/>	<input type="text"/>

[+ Add a row](#)

b2. What sort of input did/do you want? Elaborate on the participatory activities and methods (listed above) you used/will use to get this input. In the participation activities that you have completed up to this point, what did you learn about the viewpoints and priorities of different stakeholders?

c. Attach support materials addressing items 4a. and 4b. above: (Keep each file to under 1MB.) [? Explain](#)

File 1:	<input type="button" value="Choose File"/>	No file chosen	Description / Title:	<input type="text"/>
File 2:	<input type="button" value="Choose File"/>	No file chosen	Description / Title:	<input type="text"/>
File 3:	<input type="button" value="Choose File"/>	No file chosen	Description / Title:	<input type="text"/>
File 4:	<input type="button" value="Choose File"/>	No file chosen	Description / Title:	<input type="text"/>
File 5:	<input type="button" value="Choose File"/>	No file chosen	Description / Title:	<input type="text"/>

Reviewer feedback

5. MEASUREMENT METHODS

Measurement Method Summary: (from Part 1, Application)

a. Updates: The infill response above is from Part 1, , where you summarized how the project's success will be defined and the results measured relative to the issue you are addressing. Has the way you measured success evolved? Did you find any additional ways to measure success? If so, modify the answer above to be more accurate.

b. Elaboration:

b1. Explain the specific points when progress towards your project's stated goal(s) are measured and evaluate.

b2. Can you provide any incremental steps or "benchmarks" that will show that the project was/is on track to meet goals?

Please list these points, or benchmarks chronologically. [? Explain](#)

Benchmarks	Date	Notes
<input type="text"/>	<input type="text"/>	<input type="text"/>
<input type="text"/>	<input type="text"/>	<input type="text"/>
<input type="text"/>	<input type="text"/>	<input type="text"/>

[+](#) Add a row

c. Attach support materials addressing items 5a. and 5b. above: (Keep each file to under 1MB.)

[? Explain](#)

File 1:	<input type="button" value="Choose File"/>	No file chosen	Description / Title:	<input type="text"/>
File 2:	<input type="button" value="Choose File"/>	No file chosen	Description / Title:	<input type="text"/>
File 3:	<input type="button" value="Choose File"/>	No file chosen	Description / Title:	<input type="text"/>
File 4:	<input type="button" value="Choose File"/>	No file chosen	Description / Title:	<input type="text"/>
File 5:	<input type="button" value="Choose File"/>	No file chosen	Description / Title:	<input type="text"/>

Reviewer feedback

ENTER / UPDATE RESPONSES AND CONTINUE

[« Prev Page](#) | [Next Page »](#)

The SEED Evaluator: version 3.0

1. Project Application		2. Project Details			3. Project Results			
• Page 1	• Page 2	• Issue 1	• Issue 2	• Issue 3	• Issue 1	• Issue 2	• Issue 3	• Submit

New Project
[« Prev Page](#) | [Next Page »](#)

Part 3: Project Results

3A: Education

Part 3 requests an analysis of the project results including an assessment of measured results and met goals. Reflection on knowledge gained during the scope of the project and what could have been done differently punctuates the conclusion of the SEED Evaluator.

With regard to the "priority issue" shown above (as identified and described in earlier sections), please complete the following responses.

1. MEASURED RESULTS OF PROJECT OUTCOME

a. The following benchmarks were listed in Part 2 Please complete the table with the dates when benchmarks actually occurred and results. If the benchmark did not occur, put N/A in both fields. [? Explain](#)

Benchmarks	Projected Date	Date Occurred	Results
		<input type="text"/>	<input type="text"/>
		<input type="text"/>	<input type="text"/>
		<input type="text"/>	<input type="text"/>

b. What are the critical measurements of the success or failure of the project and summarize the results of the data gathered?

c. Did your results meet your anticipated measures?

d. Are there any qualitative results about the completed project that can be shared, such as documented perspectives of the community, audience or stakeholders?



e. Attach support materials addressing items 2a. - 2d. above. (Keep each file to under 1MB.) [? Explain](#)

File 1:	<input type="button" value="Choose File"/>	No file chosen	Description / Title:	<input type="text"/>
File 2:	<input type="button" value="Choose File"/>	No file chosen	Description / Title:	<input type="text"/>
File 3:	<input type="button" value="Choose File"/>	No file chosen	Description / Title:	<input type="text"/>
File 4:	<input type="button" value="Choose File"/>	No file chosen	Description / Title:	<input type="text"/>
File 5:	<input type="button" value="Choose File"/>	No file chosen	Description / Title:	<input type="text"/>

[« Prev Page](#) | [Next Page »](#)

The SEED Evaluator: version 3.0

1. Project Application		2. Project Details			3. Project Results			
• Page 1	• Page 2	• Issue 1	• Issue 2	• Issue 3	• Issue 1	• Issue 2	• Issue 3	• Submit

New Project
[« Prev Page](#) | [Next Page »](#)

Part 3: Project Results

3B: Employment

Part 3 requests an analysis of the project results including an assessment of measured results and met goals. Reflection on knowledge gained during the scope of the project and what could have been done differently punctuates the conclusion of the SEED Evaluator.

With regard to the "priority issue" shown above (as identified and described in earlier sections), please complete the following responses.

1. MEASURED RESULTS OF PROJECT OUTCOME

a. The following benchmarks were listed in Part 2 Please complete the table with the dates when benchmarks actually occurred and results. If the benchmark did not occur, put N/A in both fields. [? Explain](#)

Benchmarks	Projected Date	Date Occurred	Results
		<input type="text"/>	<input type="text"/>
		<input type="text"/>	<input type="text"/>
		<input type="text"/>	<input type="text"/>

b. What are the critical measurements of the success or failure of the project and summarize the results of the data gathered?

c. Did your results meet your anticipated measures?

d. Are there any qualitative results about the completed project that can be shared, such as documented perspectives of the community, audience or stakeholders?



e. Attach support materials addressing items 2a. - 2d. above. (Keep each file to under 1MB.) [? Explain](#)

File 1:	<input type="button" value="Choose File"/>	No file chosen	Description / Title:	<input type="text"/>
File 2:	<input type="button" value="Choose File"/>	No file chosen	Description / Title:	<input type="text"/>
File 3:	<input type="button" value="Choose File"/>	No file chosen	Description / Title:	<input type="text"/>
File 4:	<input type="button" value="Choose File"/>	No file chosen	Description / Title:	<input type="text"/>
File 5:	<input type="button" value="Choose File"/>	No file chosen	Description / Title:	<input type="text"/>

[« Prev Page](#) | [Next Page »](#)

The SEED Evaluator: version 3.0

1. Project Application		2. Project Details			3. Project Results			
• Page 1	• Page 2	• Issue 1	• Issue 2	• Issue 3	• Issue 1	• Issue 2	• Issue 3	• Submit

New Project
[« Prev Page](#) | [Next Page »](#)

Part 3: Project Results

3C: Local Sourcing

Part 3 requests an analysis of the project results including an assessment of measured results and met goals. Reflection on knowledge gained during the scope of the project and what could have been done differently punctuates the conclusion of the SEED Evaluator.

With regard to the "priority issue" shown above (as identified and described in earlier sections), please complete the following responses.

1. MEASURED RESULTS OF PROJECT OUTCOME

a. The following benchmarks were listed in Part 2 Please complete the table with the dates when benchmarks actually occurred and results. If the benchmark did not occur, put N/A in both fields. [? Explain](#)

Benchmarks	Projected Date	Date Occurred	Results
		<input type="text"/>	<input type="text"/>
		<input type="text"/>	<input type="text"/>
		<input type="text"/>	<input type="text"/>

b. What are the critical measurements of the success or failure of the project and summarize the results of the data gathered?

c. Did your results meet your anticipated measures?

d. Are there any qualitative results about the completed project that can be shared, such as documented perspectives of the community, audience or stakeholders?



e. Attach support materials addressing items 2a. - 2d. above. (Keep each file to under 1MB.) [? Explain](#)

File 1:	<input type="button" value="Choose File"/>	No file chosen	Description / Title:	<input type="text"/>
File 2:	<input type="button" value="Choose File"/>	No file chosen	Description / Title:	<input type="text"/>
File 3:	<input type="button" value="Choose File"/>	No file chosen	Description / Title:	<input type="text"/>
File 4:	<input type="button" value="Choose File"/>	No file chosen	Description / Title:	<input type="text"/>
File 5:	<input type="button" value="Choose File"/>	No file chosen	Description / Title:	<input type="text"/>

[« Prev Page](#) | [Next Page »](#)

The SEED Evaluator: version 3.0

1. Project Application	2. Project Details	3. Project Results
• Page 1	• Page 2	• Issue 1
	• Issue 2	• Issue 2
	• Issue 3	• Issue 3
		• Submit

New Project

[« Prev Page](#) | [Next Page »](#)

Part 3: Project Results

Final Analysis and Reflection

This final section requests reflection on knowledge gained during the scope of the project and what could have been done differently. This page is the conclusion of the SEED Evaluator, and leads to final submission of your responses for SEED Evaluation and Certification.

1. IMPLEMENTATION DATE

a. When was your design product first used?

Day

Month

Year

2. ANALYSIS OF RESULTS AND PROJECT CONCLUSION

a. Is the project considered a success? If so, how is this documented quantitatively? If successful, how is success expressed qualitatively? If project was not successful, are there plans to move forward in another direction?

b. What are the positive and negative impacts of the project?

c. Reflection narrative: What did you learn from this project and its process? Would you have done anything differently? What is most transferable to other SEED projects?



Submit the Full Review of this application.

This will submit the review comments along with your finding of **Project Certified** or **Return application for further work**.

Selecting **Project Certified** completes the SEED Certification process for this project, marks this project as **Certified**, and submits all comments to the applicant and for the SEED records.

Selecting **Return application for further work** will send all comments, along with recommended changes or additional requested information back to the applicant. The applicant will be provided an opportunity to address the cited concerns and re-submit. The project will remain in the system, and with new updates, can be submitted again. This project will not be certified at this time.

The review of this application and project should be fully complete if you choose to Submit.

When you choose "Certified" or "Return", the applicant will be notified of the project's status, and the review process will be complete.

- Review not yet complete
- Review Complete — Return application for further work
- Review Complete — **Project Certified!** - This project meets the requirements for SEED Certification.

SUBMIT / UPDATE REVIEW

[« Prev Page](#) | [Next Page »](#)